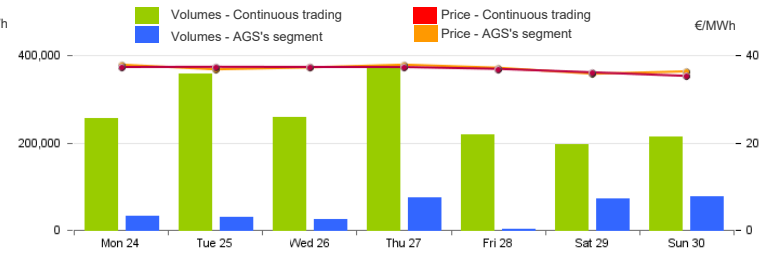


Spot Gas Market (MP-GAS)

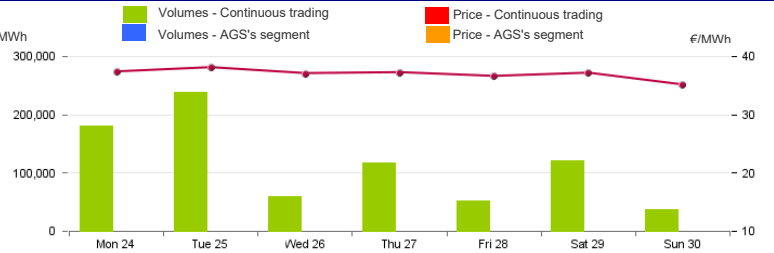
Day-Ahead Gas Market (MGP-GAS)

	Price. €/MWh				Volumes. MWh			
	Average	Var	Min	Max	Total	Var	Daily Products	WE Product
Continuous trading	36.58	-0.1%	33.80	39.00	1,870,368	-0.2%	1,551,840	318,528
	Price. €/MWh				Volumes. MWh			
	Average	Var	Min	Max	Total	Var	Purchases SRG	Sales SRG
AGS's segment	36.94	+0.3%	35.72	37.80	315,024	+31.3%	315,024	



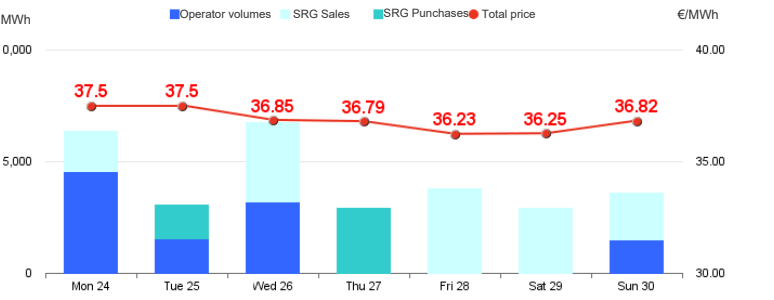
Intra-Day Gas Market (MI-GAS)

	Price. €/MWh				Volumes. MWh			
	Average	Var	Min	Max	Total	Var	Purchases SRG	Sales SRG
Continuous trading	36.95	-1.8%	35.00	39.00	807,384	-8.8%		
	Price. €/MWh				Volumes. MWh			
	Average	Var	Min	Max	Total	Var	Purchases SRG	Sales SRG
AGS's segment	-	-	-	-	-	-		



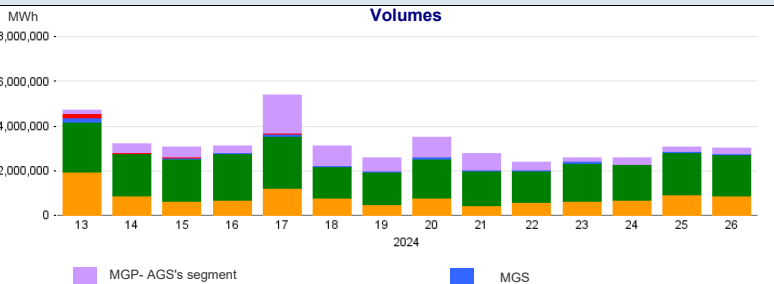
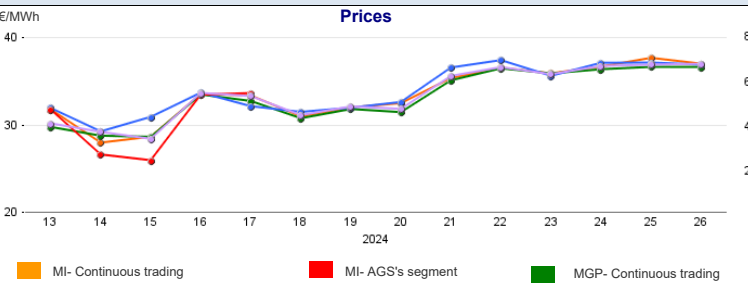
Market for the trading of gas stored (MGS-GAS)

Week	Storage	26	25
Price. (1) €/MWh	Stogit	36.85	37.08
	Edison Stoccaggio	-	-
	Total	36.85	37.08
Volumes. MWh	Stogit	29,418	36,508
	Edison Stoccaggio	-	-
	Total	29,418	36,508
SRG Activity. MWh	Purchases	4,515	11,888
	Balancing (2)	4,515	11,888
	Other purposes (3)	-	-
	Sales	14,247	17,703
	Balancing (2)	14,247	17,703
Other purposes (3)	-	-	



1) The Total price is calculated as a weighted average price for the total volumes exchanged in each storage system.
2) To securely manage any expected deviations between overall network injections and withdrawals pursuant to Art. 2.5 of Annex A, AEEGSI's Resolution 312/2016/R/gas
3) Stored gas trades by Snam Rete Gas (SRG) not included in "Balancing"

Weekly evolution



Forward Gas Market (MT-GAS)

Products	Market					OTC		Total		Open interest*		
	Minimum Price	Maximum Price	Check Price*		Trades	Volumes	Registrations	Volumes	Volumes		Open interest*	
	€/MWh	€/MWh	€/MWh	change %	N.	MWh/d	N.	MWh/d	MWh/d	change %	MWh/d	MWh
Q-2024-03	-	-	36.55	0.0%	-	-	-	-	-	-	-	-
Q-2024-04	-	-	41.19	0.0%	-	-	-	-	-	-	-	-
WS-2024/2025	-	-	43.42	0.0%	-	-	-	-	-	-	-	-
Q-2025-01	-	-	43.68	0.0%	-	-	-	-	-	-	-	-
CY-2025	-	-	38.59	0.0%	-	-	-	-	-	-	-	-
Q-2025-02	-	-	36.22	0.0%	-	-	-	-	-	-	-	-
SS-2025	-	-	37.75	0.0%	-	-	-	-	-	-	-	-
M-2024-07	-	-	36.07	0.0%	-	-	-	-	-	-	-	-
M-2024-08	-	-	38.26	0.0%	-	-	-	-	-	-	-	-
BoM-2024-06	-	-	34.71	0.6%	-	-	-	-	-	-	-	-
M-2024-09	-	-	36.29	0.0%	-	-	-	-	-	-	-	-
M-2024-10	-	-	37.84	-	-	-	-	-	-	-	-	-
BoM-2024-07	-	-	35.94	-	-	-	-	-	-	-	-	-
Q-2025-03	-	-	37.45	-	-	-	-	-	-	-	-	-
Total												0

*Referred to the last session of the week